

ELANTRA Hybrid







Powered by you.

The all-new Hyundai ELANTRA embodies the spirit of innovation through its bold use of parametric design. This cutting-edge approach transforms the car into a dynamic masterpiece, where every line and angle reflects a sense of movement and energy. The parametric design language not only enhances the ELANTRA's striking appearance but also serves as a metaphor for your journey—ever-evolving, precise, and confidently forward-looking. This car doesn't just adapt to the future; it shapes it, with you at the helm, driving the narrative of tomorrow.

A Tour de Force.

The 7th generation Hyundai ELANTRA is more than just a vehicle—it's a tour de force. Every detail of the car is meticulously engineered to create an emotional connection between the driver and the car. The parametric design approach is at the heart of this connection, with its bold geometric patterns and chiseled surfaces that play with light and shadow, giving the car a sense of motion even when it's stationary.







A bold first impression.

The front of the Hyundai ELANTRA commands attention with its bold, confident stance. The wide, cascading grille merges seamlessly with sharp, angular headlights, creating a striking face that exudes power and sophistication. The stereoscopic parametric jewel-pattern design highlights the depth of the front grille, making it resemble diamond-cut gemstones, and the bold and elongated front headlights come together to give the car its front sporty look. This design isn't just about aesthetics—it's engineered for aerodynamics, making the ELANTRA as efficient as it is stunning.

Parametric Jewel Pattern Grille



Thin-Type DRL



Parametric jewel.

Its sleek, continuous body lines flow seamlessly from front to rear, accentuating the car's aerodynamic efficiency and dynamic motion. The distinct, flowing curve along the side enhances the car's sporty character while preserving a refined, sophisticated look.





Parametric Character Lines



Parametric Quarter Glass Cover



Chrome Beltline Molding



The art of innovation.

The wide parametric taillights blend effortlessly with the rear contours, while the edgy trunk spoiler and distinctive H-shaped design craft a striking, futuristic profile. Sculpted accents and a sleek, minimalist finish boost aerodynamics that exudes modern sophistication.





H-Shape Continuous LED Taillamp



Sporty Two-Tone Bumper with Chrome Lining



Smart Tailgate





Dare to be Hybrid.

The Hyundai ELANTRA sets a new standard in automotive efficiency with its advanced hybrid technology. Enjoy a ride where electric and gas power integrates effortlessly for a smooth, powerful drive. With regenerative braking that captures energy for even greater efficiency, the ELANTRA is a leap into a smarter, greener future.

Experience intelligent driving with exclusive hybrid features like energy flow visualization and ECO driving.



Performance that's always ahead.

The ELANTRA's newly developed 3rd generation platform ensures agile handling and stability, powered by a fuel-efficient engine that provides optimal performance wherever you go. From sharp corners to smooth highways, the ELANTRA turns every drive into an exhilarating experience.

1.6 GDi Gasoline Engine

104hp Maximum Power @5,700 rpm **147Nm** Maximum Torque @4,000 rpm

Hybrid Electric Motor

32kW Maximum Power **170Nm** Maximum Torque

Combined System Output

139hp Maximum Power @5,500 rpm **264Nm** Maximum Torque @1,000~4,500 rpm





Make your move.

The ELANTRA puts smart technology at your fingertips. With remote start, you can set the ideal temperature before stepping in, ensuring comfort from the get-go. Keyless entry makes unlocking and starting your vehicle effortless, so you're always ready to go without the hassle of searching for your keys.





Remote Engine Start



Smart Keyless Entry



Push Start



Electronic Traction Control System





Reimagined for your lifestyle.

When you step inside the Hyundai ELANTRA, it welcomes you with its sleek design and thoughtful craftsmanship. The immersive interface cocoons the driver like a cockpit that surrounds the pilot, offering easier control and an enveloping, advanced driving experience. The interior is a sophisticated mix of sleek lines and sporty elegance, creating a space that feels both luxurious and functional. Every aspect, from the fluid contours of the dashboard to the spacious, ergonomic layout, has been designed with the driver in mind.





Tech at your command.

Technology is intricately integrated into every aspect of the interior to elevate your experience. The advanced infotainment system features a large touchscreen that effortlessly integrates navigation, entertainment, and connectivity options. The ELANTRA's connectivity features keep you linked to your car, bringing innovation to your journey. The full-color cluster display and navigation screen provide an immersive, panoramic view, tilted 10 degrees toward the driver for optimal control and a high-tech feel. The streamlined center console ensures everything you need is within reach, while the dual-zone climate control adds to your driving pleasure.

Immersive Interface

The 10.25" cluster display and 8" navigation deliver a fully immersive space, tilted 10 degrees toward the driver for easier control and a high-tech feel.



Parametric Speaker Grille





6-speed DCT Transmission with Electronic Parking Brake and Auto Hold



Auto Dual-Zone Climate Control



Drive Modes (Eco, Sport, Smart)



Wireless Charging



Ventilated Seats



Heated Seats

Steering you into a new era of driving.

The 10.25" digital cluster provides vital information like tyre pressure, hybrid data, and trip stats. Paired with the leather steering wheel featuring multimedia controls, it ensures a smooth, connected driving experience. Control everything from music to vehicle settings, all from the steering wheel, driving you effortlessly into the future.

4 Spoke Leather Wrapped Steering Wheel with Multimedia and Cruise Control



10.25" Digital Cluster





Comfort for every season.

The ELANTRA's front seats are leather-trimmed, heated, and ventilated for all-season comfort, while the power-adjustable driver's seat with lumbar support ensures an ergonomic fit. Spacious rear seats offer generous legroom, and the use of eco-friendly materials complements the car's commitment to sustainability. The soft-touch finishes create a refined, cozy environment, making each drive luxurious and environmentally conscious.



Eco-friendly Premium Artificial Leather Seat





Driver 8-Way Power Adjustment + 2-Way Lumbar Support



Ventilated Seats



Heated Seats



Powered Sunroof



2nd Row A/C



Rear USB Type-C Charging Ports

Built to keep you safe.

With dual SRS airbags and parking sensors, the ELANTRA is built for confidence on the road, protecting you and your passengers at every turn. For families, ISOFIX child seat anchors provide added peace of mind, ensuring little ones are securely fastened. Whether you're navigating city streets or taking long drives, the ELANTRA's smart safety features and thoughtful design make every journey safer, easier, and worry-free.

Dual SRS Airbags



ISOFIX Child Restraint System



Front & Rear Parking Sensors



Rear Occupant Alert



Features



Thin-type LED DRLs



Full LED Headlamps (MFR Type)



Front Parking Sensors



LED Outside Mirror Repeaters



Smart Entry Door Handle with Welcome Lights



16" Alloy Rims



Powered Sunroof



Rear Parking Sensors



Rear Camera with Guide Lines



Smart Tailgate



Push Start Button



Steering Wheel with Multimedia & Cruise Control



6-speed DCT Automatic Transmission



8" AVN (Wireless Android Auto & Apple CarPlay)



10.25" Digital Cluster



8-Way Powered Driver Seats with lumbar support



Wireless Phone Charging



Full Auto Dual-Zone Air Conditioning System



Heated & Ventilated Front Seats



2nd Row A/C

Interior Colors




Sage Green Dual Tone Leather




Black Monotone Leather


Exterior Colors



Polar White



Silver Metallic



Magnetic Force



Phantom Black



Oxford Blue



Fiery Red

Specifications

Variant	Blue	
Dimensions		
Body Type	C - Sedan	
Exterior L x W x H (mm)	4710 x 1825 x 1430	
Wheelbase (mm)	2720	
Ground Clearance (mm)	150	
Kerb Weight (kg)	1385	
Gross Vehicle Weight (kg)	1810	
Minimum Turning Radius (m)	5.4	
Number of Doors	5 doors	
Seating Capacity	5 persons	
Number of Seating Rows	2 rows	
Luggage Compartment Capacity (Ltr)	402	
Engine		
Fuel Type	Petrol	
Emission Standard	Euro 4	
Displacement (cc)	1580	
Max Power (kW/HP @ rpm)	77.2/104 @ 5,700	
Max Torque (lb-ft/Nm @ rpm)	109/147 @ 4,000	
Engine Type	Smartstream 1.6L GDI Atkinson cycle 4-cylinder engine	
Compression Ratio	13.0	
Fuel System	GDI	
Intake System	TIS	
Electric Motor	Electric Motor type	Permanent Magnet Synchronous Motor
	Electric Motor Max. Power (kW/hp)	32/43
	Electric Motor Max. Torque (Nm/lb)	170/125
Combined System Output	Max Power (kW/hp)	102/139
	Max Torque (Nm/lb-ft)	264/195
Battery	Type	Lithium Ion Polymer
	Capacity (kWH)	1.32
	Power Output (kW)	42
	Voltage (V)	240
Fuel Tank Capacity (l)	42	
Drive Type & Transmission		
Drive	2WD	
Transmission	6-speed EcoShift Dual Clutch Transmission	
Drive Mode Select	○ (Eco, Smart, Sport)	

Specifications

Variant		Blue
Wheel & Tyre		
Wheel Type		Alloy
Wheel Size		16"
Tyre Size		205/55 R16
Spare Tyre	Wheel Type	Steel (T125/800/15/95M)
Tyre Pressure Monitoring System		<input type="radio"/>
Suspension		
Front		MacPherson Strut Type
Rear		Multi-link Type
Steering Wheel		
Steering Wheel	Material	4 Spoke Leather Wrapped
	Power Steering	<input type="radio"/>
	Adjustment	Manual Tilt & Telescopic
TGS Knob		Leather
Air Bag		
Driver		<input type="radio"/>
Passenger		<input type="radio"/>
Brake		
Brake	Front	15" Disc (Ventilated)
	Rear	14" Disc (Ventilated)
Anti-Lock Braking System (ABS)		<input type="radio"/>
Auto Brake Hold		<input type="radio"/>
Electronic Brake-Force Distribution (EBD)		<input type="radio"/>
Emergency Stop Signal		<input type="radio"/>
Brake Assist (BA)		<input type="radio"/>
Electronic Stability Control (ESC)		<input type="radio"/>
Vehicle Stability Management		<input type="radio"/>
Hill-Start Assist Control (HAC)		<input type="radio"/>
Traction Control System (TC/TCS)		<input type="radio"/>
Parking Brake		Electronic Parking Brake (EPB)
Locks & Security		
Door Locking	Central Door Locking	<input type="radio"/>
	Speed Sensing Door Lock	<input type="radio"/>
	Child Safety Lock	<input type="radio"/> (Manual)

Specifications

Variant		Blue
Locks & Security		
Smart Tail Gate		<input type="radio"/>
Key Set	Keyless Entry	Smart Entry
	Burglar Alarm	<input type="radio"/>
	Remote Engine Start	<input type="radio"/>
	Push Start Button	<input type="radio"/>
Immobilizer		<input type="radio"/>
Exterior		
Front Grille		Parametric Jewel Pattern Grille
Side Profile		Parametric Jewel Surface with 3 Character Lines
Rear Profile		Fastback Style
Side Mirror	Finish	Two-Tone (Body color Top + Black Bottom)
	Electrically Adjustable	<input type="radio"/>
	Electrically Retractable	<input type="radio"/> (Heated)
	Welcome Light	<input type="radio"/>
	with Turn Signal	<input type="radio"/>
Mud Guard (Front & Rear)		<input type="radio"/>
Lower Bumper Garnish		<input type="radio"/>
Door		
Door Trim		D Two Tone (Black + Green), P Single Tone (Black)
Map Pocket		<input type="radio"/>
Door Outside Handle		Body Color
Door Inside Handle		Matte Black
Door Sash		Black + Silver Beltline
Auto Window		UP/DOWN & SAFETY (Driver only)
Roof		
Inside Rear View Mirror		Day & Night
Sun visor	Vanity Mirror	<input type="radio"/> (D&P)
	with Illumination	<input type="radio"/>
Sunroof		<input type="radio"/>
Seat		
Seat Upholstery		Leather

Specifications

Variant		Blue
Seat		
Front Seat	Headrest	Up / Down
	Seat Height Adjuster	○ (D+P)
	Power Seat	Driver 8-way
	Lumbar Support	Driver 2-way
	Ventilated Seat	○ (D + P)
	Heated Seat	○ (D + P)
	Centre Console Box	○
	Foot Rest	○
Rear Seat	Seat Back Pocket	○ (P only)
Rear Seat	Headrest	LH/RH/CENTER
Seat Belt		
Seat Belt	Front	3 point ELR (with pretensioner & force limiter)
	Rear	3 point ELR (with pretensioner & force limiter)
Child Restraint System		ISOFIX
Lighting		
Front	Head Lamp	MFR
	Daytime Running Lamp	LED
	Auto Light Control	○
Rear	Rear Combination Lamp	LED
	High Mount Stop Lamp	○
	Rear Fog Lamp	○
Cabin	Overhead console Lamp	○
	Room Lamp	○
	Cargo Lamp	○
Instrument		
Cluster Type		SUPERVISION WITH 10.25" TFT LCD INFO+ RHEOSTAT

- The above values are results from internal testing and are subject to change after validation.
- Some of the equipment illustrated or described in this catalog may not be supplied as standard equipment and may be available at extra cost.
- Hyundai Nishat Motor (Private) Limited reserves the right to change specifications and equipment without prior notice.
- The color palettes shown may vary slightly from the actual colors due to the limitations of the printing process.
- Please consult your dealer for full information and availability on colors and trims.
- The Advanced Driving Assistance System (ADAS) can't replace safe driving practices, and drivers should always use good judgment. The effectiveness of these features can vary due to factors such as weather, road conditions, driver positioning, speed, and cleanliness. Remember ADAS is just an assistance system for drivers, not a self-driving feature.

*Specifications may vary without prior notice
 **Terms & Conditions Apply

Specifications

Variant		Blue
Convenience & Comfort		
Cruise Control		○
Parking Sensor		Front & Rear
Rear Occupant Alert		○
Steering Wheel Remote Control		○
Trip Computer		○
Remote Window Control		○
Seat Belt Warning		○
Battery Charger		Wireless Charger + 180W outlet
Wireless Charging		○
AVN		
Audio	AVN Screen Size	8" Infotainment Display with wireless Android Auto and Apple Carplay
Connectivity	USB	○ (x4), Front 2 C-Type, Rear 2 C-Type
	Bluetooth with voice recognition	○
Camera	Rear View Camera	○ (with dynamic parking guidelines)
Number of Speakers		4
Antenna		Shark Fin
Heater & Air Conditioner		
Air Conditioner		Auto Dual-Zone
Auto Defogger		○
Rear AC Ventilation (2nd Row)		○

4 YEAR **100,000 km** Warranty Coverage

*Whichever comes first
**Terms and conditions apply



Overall Width (mm)

1,825



Wheel Base (mm)

2,720

Overall Length (mm)

4,710

Overall Height (mm)

1,430



Dealer Stamp

Hyundai Nishat Motor (Private) Limited

1-B, Aziz Avenue, Canal Bank Road, Gulberg V, Lahore

☎ Phone: +92-42-111 111 466, 🌐 www.hyundai-nishat.com

✉ info@hyundai-nishat.com



The new ELANTRA
Highlights